

# Euro 2 Swing gate

Robust, versatile, and safe



Experts in perimeter protection


HERAS

The Euro 2 is a versatile swing gate that provides round-the-clock security and controlled access to your premises. The 180° swing movement allows the gate to open completely allowing a maximum entrance width of 10 metres for easy passage of vehicles and pedestrians. Thanks to its tamper-resistant locking system, the Euro 2 offers full security. The large selection of accessories, fills, widths and heights ensure that the Euro 2 gate meets most specific needs, making it ideal for a wide range of locations including commercial buildings, offices, schools, parking garages and sports clubs.

#### **Flexible, always the right solution**

Thanks to the unique basic lock - which Heras developed together with a specialist partner - most security requirements can be satisfied with a single type of gate. If the basic lock is not suitable, other types of advanced locks can easily be fitted to the gate. This makes the gate simple to customise for different security needs to suit specific applications requiring a special type of lock.

The wide and varied portfolio of advanced locks, and the ease of replacing a lock, means the Euro 2 swing gate is future-proof. The Euro 2 can be upgraded in minutes to meet expected or changed security needs.

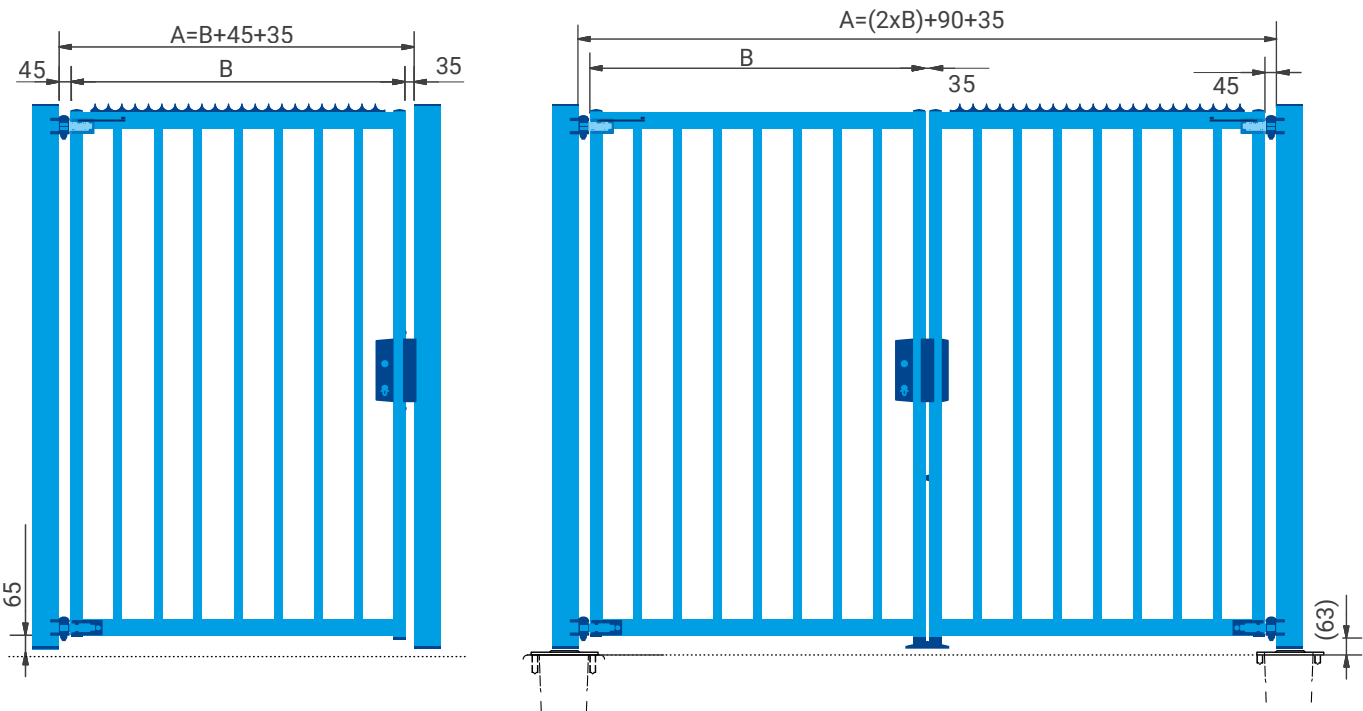


# Dimensions

The gate is 1 to 2.5 metres high and can be ordered in multiple widths ranging up to 10 metres. The Euro 2 comes in single or double leaf models that both swing open a full 180°. The leaves are horizontally adjustable to ensure that they remain perfectly aligned and swing smoothly at all times. Gate leaves wider than 3 metres have double top rails, eliminating the need for diagonal braces which make it easy for intruders to climb over the gate.

# Technical specifications

Dimensions in mm



Single leaf	Fence heights						Leaf width (B)	Open width
	1000	1250	1500	1800	2000	2500		
10	✓	✓	✓	✓	✓	✓	950	950
12	✓	✓	✓	✓	✓	✓	1250	1250
15	✓	✓	✓	✓	✓	✓	1550	1550
20	✓	✓	✓	✓	✓	✓	2000	2000
25	✓	✓	✓	✓	✓	✓	2450	2450
30	✓	✓	✓	✓	✓	✓	2900	2900
35					✓		3500	3500
40					✓		3950	3950
45					✓		4400	4400
50					✓		5000	5000

Double leaf	Fence heights						Leaf width (B)	Open width (2xB+35)
	1000	1250	1500	1800	2000	2500		
1010	✓	✓	✓	✓	✓	✓	950	1935
1212	✓	✓	✓	✓	✓	✓	1250	2535
1515	✓	✓	✓	✓	✓	✓	1550	3135
2020	✓	✓	✓	✓	✓	✓	2000	4035
2525	✓	✓	✓	✓	✓	✓	2450	4935
3030	✓	✓	✓	✓	✓	✓	2900	5835
3535					✓		3500	7035
4040					✓		3950	7935
4545					✓		4400	8835
5050					✓		5000	10035



# Locks


## Basic lock

The advanced basic lock makes it almost impossible to pry open the gate. A metal, mushroom-shaped pin engages so firmly with the catch that not even a crowbar can break open the lock. A tamper-resistant cover plate protects the lock and provides an added layer of security.

See below for a list of the basic lock replacements and for the accessories that can be fitted to the Euro 2.

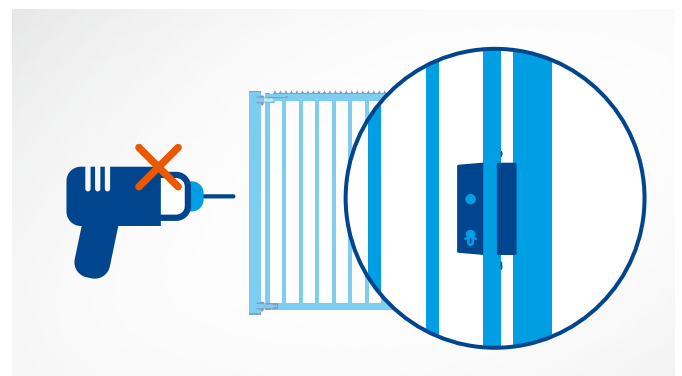
## Escape or anti-panic lock

In an emergency such as fire or earthquake, it is vitally important that building occupants - employees, visitors or residents - can escape as quickly as possible. The escape or anti-panic lock allows a closed gate to be opened from the inside using a push handle or knob. The anti-panic lock is used in combination with a deadbolt to lock the Euro 2 when closed. All gates with an escape lock are fitted with aluminum plating to prevent the gate from being opened from the outside. The escape lock option is always selected together with a door closer to ensure that the gate closes automatically.



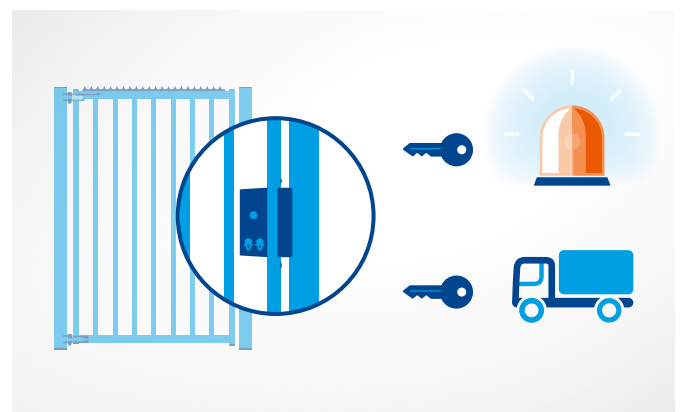
## Keso lock

This high-quality cylinder lock guarantees maximum security. Thanks to the heavy-duty cylinder with certified keys, it is almost impossible to break the lock. This makes it ideal for locations where safety and security are top priorities, such as gas companies, high-voltage power plants or chemical industry sites.



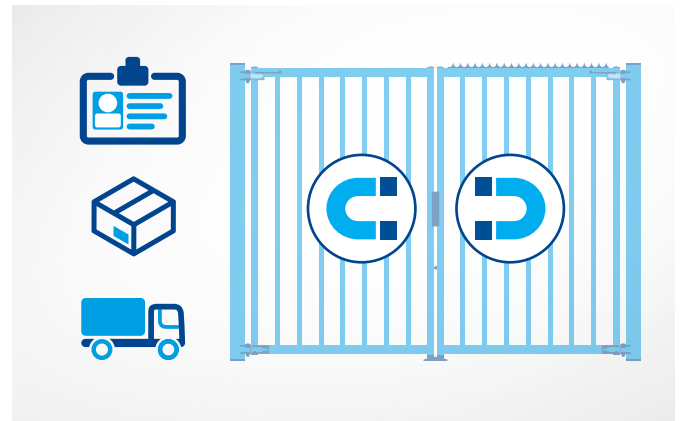
## Double cylinder lock/access lock for third parties

This lock is also known as a fire brigade lock. The lock's double cylinder allows controlled key entry to the premises for you, your employees, the fire brigade and other emergency services. Entry is possible from either side of the gate using the special keys supplied. The cylinder lock can also be used by approved service providers.



### Magnetic lock

The two magnets in this lock have a holding force up to 500 kg that can be turned off to allow controlled access for staff, visitors, waste collectors, and delivery services. The magnetic lock functionality can be expanded as needed to include a card reader, intercom or camera system.



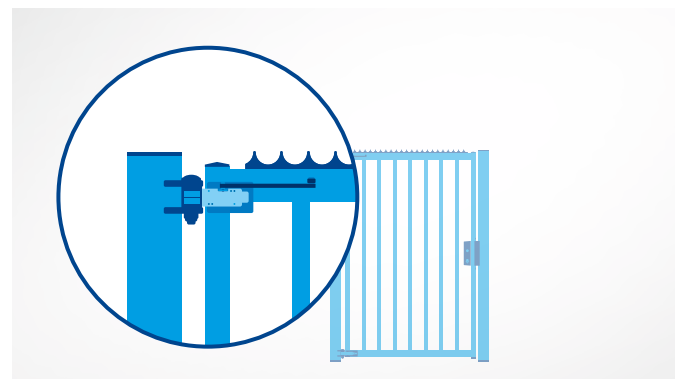
### Electric release system

This secure lock is widely used for access control gates where employees, visitors or residents can open the gate using a card or tag. The opener of the system is located in the catch (12 or 24 V). The lock can be expanded to include an intercom or camera system. A door closer must also be installed.



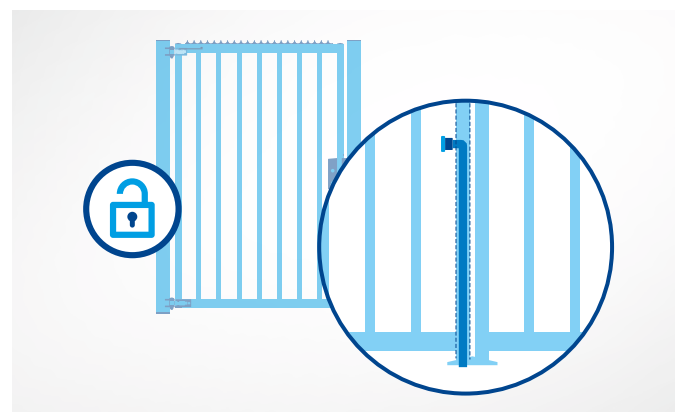
### Door closer

A door closer is often used in combination with an escape gate or an electric opener to ensure that the gate closes automatically and securely after use.



### Drop bolt

This solid drop bolt locking system is integrated into the lock and railing of the Heras gate. When the gate is closed, the drop bolt cannot be moved upwards. For locations where the gate must be installed at an elevated height above the surface, a special extended drop bolt is also available.



# Style

The Euro 2 is available in various models and colours to seamlessly match your fence line. In addition to a hot-dip galvanised model, the Euro 2 is also available in four standard RAL colours: moss green, fir green, antracite grey and jet black. Other colours are available upon request at an additional cost.



Moss green  
RAL 6005



Fir green  
RAL 6009



Antracite grey  
RAL 7016



Jet black  
RAL 9005

You can choose from the options below for the infill of the gate. This allows you to connect your gate to your fence. The Euro 2 blends in perfectly with the following options:




## Bar fencing Heracles

The vertical round bars are firmly welded between the horizontal bars. To prevent over climbing, the top rail (from 1.5 meters high) is standard equipped with a serrated edge strip.




## Bar fencing Grence Atlas

The vertical, round bars protrude through the top and bottom rails. The flat-topped vertical bars blend in seamlessly with the Grence Atlas fence line.



## Bar fencing Atlas

The vertical, round bars protrude through the top and bottom rails and are welded firmly in place. The top of the vertical bars is jagged to prevent climbing (from 1,5 metres height).



## Bar fencing Athos

The vertical, round bars protrude through the top and bottom rails and are welded firmly in place. Sleek, strong fencing with a no-frills, modern look.



## Mesh fencing Pallas

Form-retaining mesh fencing with a sturdy lattice and a mesh width of 50x200 mm. Sleek lines combined with robustness and safety.



## Welded mesh U-profile\*

The welded mesh fence panel consists of vertical wires that protrude through the horizontal u-profiles and are fully enclosed for optimal strength and rigidity.

\* This is a special, more information available on request

## Accessory options

Depending on the desired security level and convenience, the Euro 2 can be automated and fitted with electronic solutions such as cameras, intercom systems and remote control. Heras offers various solutions here, for example the swing gate is easy to upgrade with an Electric fence and detection.

### Electric drive

The gate can be opened manually, but electric drives can also be added for automatic opening and closing of both single and double swing gates. Choose the drive type that is most suitable depending on the expected intensity of use, plus the width of the gate leaves. A swing gate drive is always supplied with at least 2 active infrared sets for maximum safety.

### Access control

Good security starts with communication. We have custom solutions, such as communication posts, intercom and videophone, for this. There are various systems available for controlling the gates and providing visitor access: remotely controlled by security or reception, or by visitors themselves.

## Service & Maintenance

✓ **Essential**

+ **Premium**

 **Premium VIP**

An entrance solution that no longer opens or closes leads to annoying situations and inconvenience. To prevent this, Heras offers service and maintenance solutions that keep your product in optimal condition. Service & Maintenance by Heras reduces the risk of malfunctions, unsafe situations and unexpected costs. For more information: [heras.co.uk/service](https://heras.co.uk/service).

Would you like to learn more about the Euro 2 and how this gate meets your needs?  
[export.heras.com/euro2](https://export.heras.com/euro2)

