



SHB

Entrance control / Sliding gate

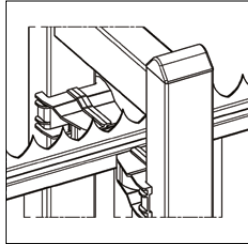
The SHB sliding gate provides customised access, both for height and large widths. The double-leaf configuration of this gate can even bridge a width of 38 metres. The guide rail, supported on a concrete foundation beam, ensures that the gate movements are always stable. Because the gate can slide open extremely closely along the fence line, it is especially suitable for locations where there is limited available space around an entrance. The SHB is available with a manual and an electronic drive. It is also very easily fitted with a detection system such as Electric fence.

The SHB is standard available with the Heracles vertical bar infill, however other infills are available upon request.

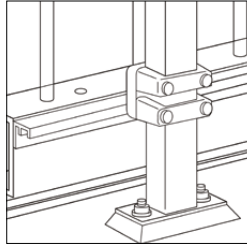
Our gates are part of a complete security solution that includes a wide selection of fencing and detection systems.

- **Width up to 38 metres**
- **Minimal required opening circle**
- **Robust and stable**

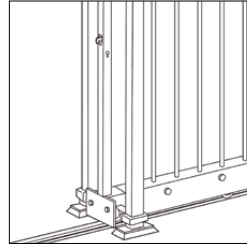
Drawings



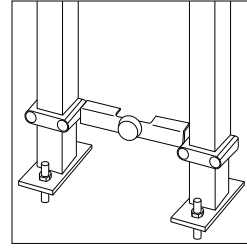
Top guided



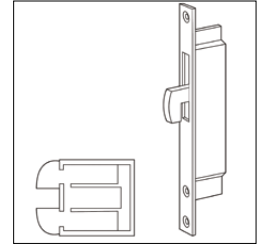
Bottom guided



Rail mounted



Slam portal



Lock construction

Technical specifications (dimensions in mm)

Electrically operated gates are equipped with safety edges through which the free passage width of the gate is reduced by some centimeters. The variants listed below are also available in double versions. Deviating sizes are available on request.

Gate type	Gate heights				Open width*	Total width
	1500	1800	2000	2500		
SHB 36	✓	✓	✓	✓	3400	7700
SHB 45	✓	✓	✓	✓	4300	9600
SHB 57	✓	✓	✓	✓	5500	12000
SHB 66	✓	✓	✓	✓	6400	13800
SHB 75	✓	✓	✓	✓	7300	15600
SHB 84	✓	✓	✓	✓	8200	17400
SHB 93	✓	✓	✓	✓	9100	19200
SHB 106	✓	✓	✓	✓	10450	22700
SHB 115	✓	✓	✓	✓	11350	24500
SHB 124	✓	✓	✓	✓	12250	26300
SHB 133	✓	✓	✓	✓	13150	28100

Material	Frame and infill: steel
Colour (other colours available upon request)	RAL 6005 (moss green) RAL 6009 (fir green) RAL 7016 (anthracite grey) RAL 9005 (jet black)
Finish	Galvanized (hot dip) Powder coating (80 µm thick; 80 buchholz hardness)
Infill	<ul style="list-style-type: none"> • Heracles (round vertical bars): <ul style="list-style-type: none"> - 26 mm diameter (30 mm option) - 150 mm centre-to-centre • Square bars (option)
Drive motors	Manual or electric (see separate motor drive datasheet)
Gate post profile	80 x 60 mm (on base plate)

Certificates

- Certificates (CE)
- Declaration of Performance (DoP)
 - Construction Products Regulation (CPR) (305/2011)
 - EN 13241
 - EN 12424 (Wind class 2)
- Declaration of Conformity (DoC)
 - Directives machines (2006/42/EC)
 - EN 13241
 - EMC Directive (2014/30/EU)

Ordering information

Contact your local Heras office for precise ordering details.

Suggested accessories / products

- Warning lights inside and/or outside
- Access control system
- HMD (Heras Motor Drive)