



B300

Entrance control / Swing gate

The B300 automated swing gate, available in single or double leaf orientation, is a complete entrance control solution for office buildings, schools, commercial and industrial sites.

The gate frame is constructed of square hollow section steel with a choice welded-mesh, palisade or vertical bar infill. Adjustable, sealed bearing hinges prevent crushing hazards and enable the gate leaf to be opened 90°. Further security can be added with anti-climb devices such as spikes or razor/ barbed wire. Other system integration options include a range of detection systems and access control.

Automated gates are secured closed with locking hydraulic operators and magnetic lock installed as standard. All gates are fitted with safety edges and photocells to comply with UK and EU safety standards.

All gates are anti-corrosion treated, being galvanised and powder coated to a choice of BS or RAL colours. Special finishes are available to ensure suitability for harsh environmental conditions.

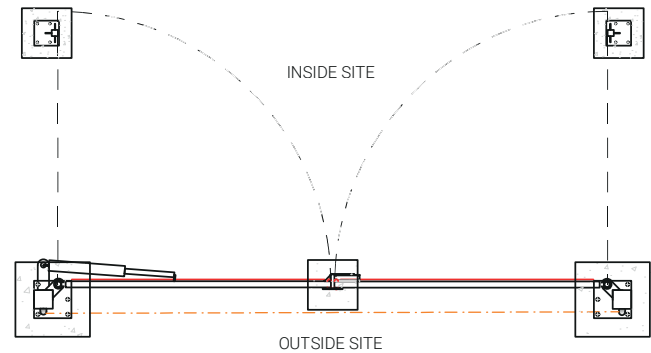
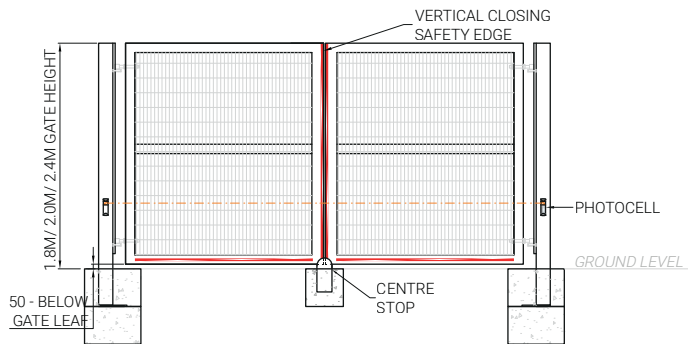
- **Sealed bearing safety hinges**
- **Available in single and double leaf**
- **Easily integrated with access control and increased security options**
- **Available in various infills (bar, mesh, palisade)**
- **Safety edges and photocells fitted as standard**

Experts in perimeter protection



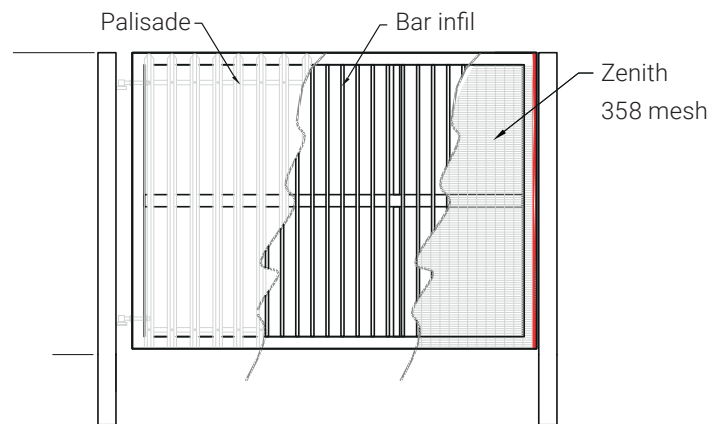
Drawings

General layout double leaf gate



Technical specifications

Single leaf clear opening	Up to 4 m
Double leaf clear opening	4 - 8 m
Standard heights	1.8, 2.0, 2.4 m
Material	Heavy steel fully welded
Colour (other colours available upon request)	RAL 6005 (moss green) RAL 6009 (fir green) RAL 7016 (anthracite grey) RAL 9005 (jet black)
Finish	Epoxy coated Galvanized Powder coating (80 µm thick; 80 buchholz hardness)
Infill	Bar Pallas mesh Zenith mesh Palisade
Locking	Magnetic lock closed Magnetic lock open (only required if open for long period of time)
Leaf	Single or double
Base options	Dug-in Baseplated
Drive	Electro-hydraulic
Operating speed	25-30 seconds



Certificates

- Steel quality is S235JR according to BS EN 10025
- Powder coating according to BS EN 5254

Ordering information

Contact your local Heras office for precise ordering details.

Suggested accessories / products

- Pallas / Zenith / Palisade matching fenceline
- Signage
- Traffic lights
- Warning sounders
- Laser safety curtains for high risk areas
- Toppings available: barbed wire, electric fence